

SpellIndia

INDIA'S **1**
No.

SPELLING BEE

Preparatory Study Material
Provider

www.phonicstore.com

ICSE ACADEMY
www.spellbeeacademy.com



Past Year Papers

PREPARE

for

ICSE

Class 10

Art

2023 - 2026



ICSE ACADEMY: How to Prepare for ICSE Class 10 exams

<https://www.spellbeeacademy.com/icse.html>



How to Prepare for ICSE Class 10 exams : Free Resources

Please click on subject to proceed further.

We will keep adding resources here till "March 2026".

So, save this link, keep visiting and stay updated.

(Resources include : Syllabus, Past Year Papers, Specimen Papers, Competency based Questions, Books pdf downloadable, 350+ Term Papers / Prelim Papers of various schools - across subjects, etc.)

- | | | | |
|--------------------------|-----------------------|--------------------------|-----------------------|
| 01 English Literature | 02 English Language | 03 Geography | 04 History & Civics |
| 05 Physics | 06 Chemistry | 07 Mathematics | 08 Biology |
| 09 Computer Applications | 10 Physical Education | 11 Hindi | 12 Commercial Studies |
| 13 Economics | 14 Technical Drawing | 15 Environmental Science | 16 Home Science |
| 17 Gujarati | 18 Marathi | 19 French | |



SCAN QR code to buy the book at amazon NOW.

SpellIndia
INDIA's No. 1 SPELLING BEE
Preparatory Study Material Provider
www.spellindia.com

ICSE ACADEMY
www.spellbeeacademy.com

Pati's

PREPARE
for
ICSE
Classes 9 & 10
ENGLISH GRAMMAR
(includes Board Specimen Papers of 5 years & Competency-focused questions)


28 YEARS Past Questions

75 Practice TESTS

Authoring to
board ICSE exams
2024-2027
exams

Debashis Pati
Author is the 1st individual to write preparatory books on various topics of "multiple" Spelling Bee competitions in India. He has written the Maximum Number of Spelling Books as well as Tests in the world.

ing / Vocabulary / Grammar
id Olympiad Exam conductor.



SpellIndia
INDIA's No. 1 SPELLING BEE
Preparatory Study Material Provider
www.spellindia.com

ICSE ACADEMY
www.spellbeeacademy.com

Pati's

PREPARE
for
ICSE
Class 10
(Acts 3 to 5 only)
Julius Caesar

1000+ Practice QUESTIONS*


30 Practice TESTS
(From best traditions of 30 schools)

Past Years' Questions (13 years: 1990 onwards)
Competency focused Questions (1 year)
Multiple choice Questions (850+ nos*)
Extract based Questions (85+ extracts*)
*Excludes the questions in the 12 past years' questions and the 30 tests.

Authoring to
board ICSE exams
2024-2027
exams

Debashis Pati
Author is the 1st individual to write preparatory books on various topics of "multiple" Spelling Bee competitions in India. He has written the Maximum Number of Spelling Books as well as Tests in the world.

ing / Vocabulary / Grammar
id Olympiad Exam conductor.



SpellIndia
INDIA's No. 1 SPELLING BEE
Preparatory Study Material Provider
www.spellindia.com

ICSE ACADEMY
www.spellbeeacademy.com

Pati's


PREPARE
for
ICSE
Class 10
HINDI GRAMMAR
350+ Sample practice questions & # 51 Tests

350+ SAMPLE QUESTIONS

51 TEST PAPERS

Authoring to
board ICSE exams
2025 / 2026
onwards

**तामसी पति
Tamasee Pati**



SpellIndia
INDIA's No. 1 SPELLING BEE
Preparatory Study Material Provider
www.spellindia.com

ICSE ACADEMY
www.spellbeeacademy.com

Pati's


PREPARE
for
ICSE
Class 10
CIVICS

40 TEST PAPERS



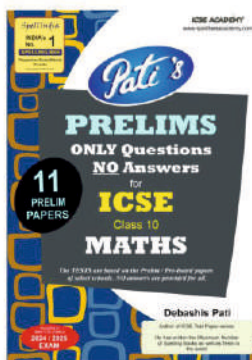




The TESTS are based on the Prelim / Pre-board papers of various schools. Answers are provided for all.
Competency Based Questions and 3 Specimen Papers are provided.

Authoring to
board ICSE exams
2024 / 2025
EXAM

Debashis Pati
Author of ICSE Test Paper series.
n the Maximum Number
ooks as well as Tests in
the world.




Scan QR code for Free Access to 500+ Prelim Papers across 20 subjects



**Prepare for ICSE CLASS 10
Art
Free Resources**

SCAN QR CODE Now





ICSE ACADEMY

Past Year Papers

- 2026

- 2025

- 2024

- 2023

Note : There was no board exam in 2021 and 2022 due to COVID.

2026 paper will be shared here in June 2026

ART PAPER 1

Drawing or Painting from Still Life

Maximum Marks: 100

Time allowed: Three hours

- 1. This Paper is for the use of only the Supervising Examiner, in consultation with the Art Teacher.*
- 2. Attention is drawn to the syllabus and to the Instructions as given in the subject syllabus for the March 2025 Examination, on pages 178 to 181.*
- 3. Candidates must be instructed that ruling by any means whatsoever is forbidden.*
- 4. The candidate's Index Number and Unique ID must be written clearly on the top right-hand corner of the front surface of the paper.*
- 5. The intended marks for questions or parts of questions are given in brackets [].*

This paper consists of 2 printed pages.

T25 601

© Copyright reserved.

Turn Over

Note: Two themes are given.

Candidates may attempt either Theme A or Theme B.

[100]

EITHER

Theme A

Objects required: A rolling pin, an oil dispenser, half kg packet of turmeric (any brand) a small steel bowl.

Arrangement: Place the packet of turmeric. In front of the packet place the small steel bowl filled with turmeric. Keep the oil dispenser next to the packet and the rolling pin in front. Make an artistic arrangement of all the objects. A suitable drapery should be included in the background.

OR

Theme B

Objects required: A vase of any colour and design, two or three flowers and two or three pebbles and shells.

Arrangement: Take a coloured vase, place one or two flowers inside the vase standing vertically. Keep one flower horizontally in front of the vase. Keep the pebbles and shells in front of this arrangement. Include a suitable drapery in the background.

ART PAPER 2

Drawing or Painting from Nature

Maximum Marks: 100

Time allowed: Three hours

- 1. This Paper is for the use of only the Supervising Examiner, in consultation with the Art Teacher.*
- 2. Attention is drawn to the syllabus and to the Instructions as given in the subject syllabus for the March 2025 Examination, on pages 178 to 181.*
- 3. Candidates must be instructed that ruling by any means whatsoever is forbidden.*
- 4. The candidate's Index Number and Unique ID must be written clearly on the top right-hand corner of the front surface of the paper.*
- 5. The intended marks for questions or parts of questions are given in brackets [].*

This paper consists of 2 printed pages.

T25 602

© Copyright reserved.

Turn Over

This Paper is divided into two Themes.

Candidates may attempt the question either from Theme A or Theme B.

[100]

EITHER

Theme A

The candidates are required to draw a capsicum, a potato, a garlic and a small bunch of coriander leaves as a group. They can make the arrangement according to their choice. Special attention should be given to the character, form, structure, texture, tone and colour.

OR

Theme B

Make a detailed study of two twigs of a money plant kept next to each other. Special attention should be given to the character, form, structure, tone and colour of the specimen.

Note: A pot or vase should not be included with the twigs.

ART PAPER 3

Original Imaginative Composition in Colour

Maximum Marks: 100

Time allowed: Three hours

- 1. This Paper is to be given to the candidate one week (seven days) in advance.*
- 2. Supervising Examiners are requested to ensure that candidates write clearly, the number of the question and their Index Number and Unique ID on the top right-hand corner of the front surface of the paper. A small area in this corner should be kept clear of paint for this purpose.*
- 3. Candidates must be instructed that ruling by any means whatsoever is forbidden.*
- 4. You are required to make an original composition based on one of the given subjects. Bear in mind that the **quality of the composition, feeling and originality** are the main objects of this Paper.*
- 5. Before starting work, take note of the following instructions:*
 - i. You must, on no account, base your composition on any picture you have seen.*
 - ii. Except for the number of the question and your Index Number and Unique ID you must not write anything on the front of the picture; however, you may write anything you wish to explain about your subject on the reverse of the Art sheet.*
 - iii. Your picture should fill or approximately fill, your sheet of paper.*
- 6. The intended marks for questions or parts of questions are given in brackets [].*

Instruction for the Supervising Examiner

Kindly read aloud the Instructions given above to all the candidates present in the Examination Hall.

This paper consists of 2 printed pages.

T25 603

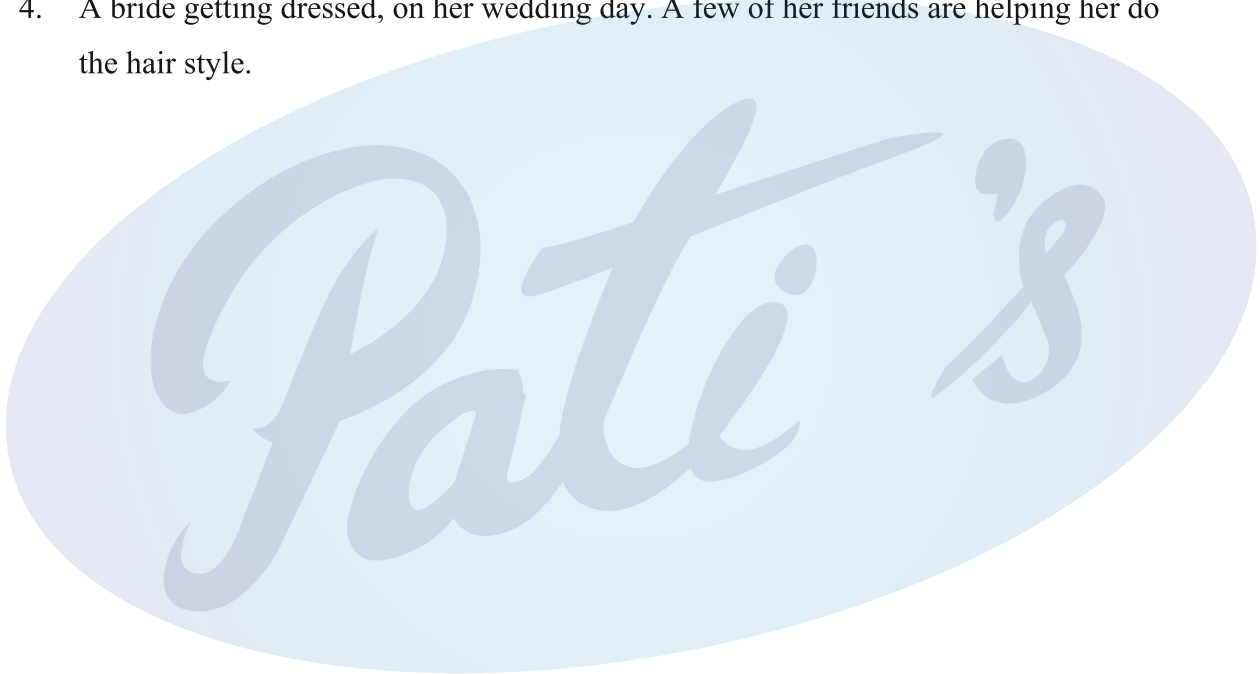
© Copyright reserved.

Turn Over

Attempt any *one* of the following topics:

[100]

1. A group of women practicing Yoga under a tree, in a park. People are around, busy in their work. Birds are seen on the tree branches.
2. A group seen near the river side for a picnic. Children are playing and their parents are seen sitting in shade under a tree.
3. A busy railway station. A family seen hurrying after the porter, who has their luggage. Other commuters busy in their own activities.
4. A bride getting dressed, on her wedding day. A few of her friends are helping her do the hair style.



ART PAPER 4

Applied Art

Maximum Marks: 100

Time allowed: Three hours

1. *Instruments and tracing paper are allowed, but you are advised to restrict their use as far as possible.*
2. *Write your name and Index Number and Unique ID on the top right-hand corner of the front surface of the paper.*
3. *Except where the question asks for a particular medium to be used, candidates are recommended to consider the choice of different media and processes and are reminded that the following are permissible:

Coloured ink, poster and water colours, stencil, wax resist, collage, or printing from lino, potato, vegetable or fruit, or the use of any material such as cardboard or string which will give an interesting texture.*
4. *The intended marks for questions or parts of questions are given in brackets [].*

Instruction for the Supervising Examiner

Kindly read aloud the Instructions given above to all the candidates present in the Examination Hall.

This paper consists of 2 printed pages.

T25 604

© *Copyright reserved.*

Turn Over

Attempt *any one* of the following questions:

[100]

1. Design a book cover title "**Bedtime Stories**". The size of the book must be 20 cm × 25 cm. The name of the author must be mentioned. Special attention should be given to the typography, colour scheme and artistic execution.

OR

2. Design a poster for an organisation "**Kalakari**" working for the promotion of Indian Folk Art. The size of poster must be 30 cm × 20 cm. Special attention should be given to the appropriate colour scheme, tone and expressions.

Note:

- *Cutting and pasting of extra material is strictly prohibited.*
- *Sequins, thread or magazine images must not be used.*
- *Candidates should not use acrylic colours for making the poster.*

ART PAPER 1

Drawing or Painting from Still Life

(Three hours)

This Paper is for the use of only the Supervising Examiner, in consultation with the Art Teacher.

Attention is drawn to the syllabus and to the Instructions as given in the subject syllabus for the March 2024 Examination, on pages 177 to 180.

Candidates must be instructed that ruling by any means whatsoever is forbidden.

The candidate's Index Number and Unique ID must be written clearly on the top right-hand corner of the front surface of the paper.

The intended marks for questions or parts of questions are given in brackets [].

Note: Two themes are given.

Candidates may attempt either Theme A or Theme B.

[100]

EITHER

Theme A

Objects required: A table clock (small size), a hard cover bound book, a pen stand, a pen and a pencil.

Arrangement: Place a table clock, next to it keep a hardcover bound book open. A pen stand with a pen and pencil should be kept. Create an attractive arrangement by composing these above given objects. Also add a suitable drapery in the background. Special attention should be given to the shape, size, colour, placing and the textures of the objects.

OR

Theme B

Objects required: A packet of chips, a plastic bowl filled with few chips, a ceramic mug and a steel spoon.

Arrangement: Create an attractive arrangement by composing a packet of chips, a plastic bowl filled with chips (from another packet) and a ceramic mug with a steel spoon in it. Add a suitable drapery in the background special attention should be given to the shape, size, colour placing and the textures of the objects.

This paper consists of 1 printed page.

T24 601

© Copyright reserved.

ART PAPER 2

Drawing or Painting from Nature

(Three hours)

This Paper is for the use of only the Supervising Examiner, in consultation with the Art Teacher.

Attention is drawn to the syllabus and to the Instructions as given in the subject syllabus for the March 2024 Examination, on pages 177 to 180.

Candidates must be instructed that ruling by any means whatsoever is forbidden.

The candidate's Index Number and Unique ID must be written clearly on the top right-hand corner of the front surface of the paper.

The intended marks for questions or parts of questions are given in brackets [].

This Paper is divided into two Themes.

Candidates may attempt the question either from Theme A or Theme B. [100]

EITHER

Theme A

The candidates are to be provided with a healthy specimen of a Bougainvillea plant (any colour) with a few flowers and leaves. Special attention must be given to the character, form and the colour of the flower.

In case of non-availability of the above mentioned flowers a similar specimen may be used. Mention the name of that flower.

OR

Theme B

The candidates should be given a Tomato (one whole and a half), one onion and two/three green chillies. Special attention should be given to the character, form and the colour of the specimen.

This paper consists of 1 printed page.

T24 602

© Copyright reserved.

ART PAPER 3

Original Imaginative Composition in Colour

(Three hours)

This Paper is to be given to the candidate one week (seven days) in advance.

Supervising Examiners are requested to ensure that candidates write clearly, the number of the question and their Index Number and Unique ID on the top right-hand corner of the front surface of the paper. A small area in this corner should be kept clear of paint for this purpose.

Candidates must be instructed that ruling by any means whatsoever is forbidden.

*You are required to make an original composition based on one of the subjects given below. Bear in mind that the **quality of the composition**, **feeling and originality** are the main objects of this Paper.*

Before starting work, take note of the following instructions:

- 1. You must, on no account, base your composition on any picture you have seen.*
 - 2. Except for the number of the question and your Index Number and Unique ID you must not write anything on the front of the picture; however, you may write anything you wish to explain about your subject on the reverse of the Art sheet.*
 - 3. Your picture should fill, or approximately fill, your sheet of paper.*
- The intended marks for questions or parts of questions are given in brackets [].*
-

Attempt any **one** of the following topics: [100]

1. All eyes are turned upwards to the sky as an excited audience watches a colourful display of fireworks, as they celebrate an event.
2. A man sitting near the riverside playing his guitar. Few people around the river enjoying his music. The soothing music brings out the beauty of the surrounding.

This paper consists of 2 printed pages.

3. On a snowy Christmas night, a young boy waits looking out of the window. He is excited and eagerly waiting for Santa.
4. A farmer's family with three members in the fields. In the background the farmer's house is surrounded with various trees and the fields are seen with vibrant colours and shades of green.



ART PAPER 4

Applied Art

(Three hours)

Instruments and tracing paper are allowed, but you are advised to restrict their use as far as possible.

Write your name and Index Number and Unique ID on the top right-hand corner of the front surface of the paper.

Except where the question asks for a particular medium to be used, candidates are recommended to consider the choice of different media and processes and are reminded that the following are permissible:

Coloured ink, poster and water colours, stencil, wax resist, collage, or printing from lino, potato, vegetable or fruit, or the use of any material such as cardboard or string which will give an interesting texture.

The intended marks for questions or parts of questions are given in brackets [].

Attempt **any one** of the following questions: [100]

1. Design a book cover titled 'Time'. The size of the book must be 30 cms x 20 cms. The name of the author must be mentioned.

OR

2. Design a poster announcing 'The Pottery Show' being organized in your neighbourhood. Incorporate an appropriate name of the show. Also mention the Date, Venue and Time. Special attention to be given to typography.

(Size of the poster: 30 cms x 20 cms)

Note:

- *Cutting and pasting of extra material is strictly prohibited.*
- *Sequins, thread or magazine images must not be used.*
- *Candidates should not use acrylic colours for making the poster.*

This Paper consists of 1 printed page.

T24 604

© *Copyright reserved.*

ART PAPER 1

Drawing or Painting from Still Life

(Three hours)

This Paper is for the use of only the Supervising Examiner, in consultation with the Art Teacher.

Attention is drawn to the syllabus and to the Instructions as given in the subject syllabus for the March 2023 Examination, on pages 177 to 180.

Candidates must be instructed that ruling by any means whatsoever is forbidden.

The candidate's Index Number and Unique ID must be written clearly on the top right-hand corner of the front surface of the paper.

The intended marks for questions or parts of questions are given in brackets [].

Note: Two themes are given.

Candidates may attempt either Theme A or Theme B.

[100]

EITHER

Theme A

Objects required: A lunch bag, two lunch boxes, a water bottle and any seasonal fruit.

Arrangement: Arrange all the items to form an interesting composition. The items should be placed below the eye level with a suitable drapery for the foreground and background.

OR

Theme B

Objects required: An electric kettle, water in a transparent cup, a green tea box, a tea bag and some cookies in the plate.

Arrangement: Create an attractive arrangement by placing electric kettle in the background. Immerse a tea bag in the water filled cup. A green tea box is placed to the side. Place a plate of cookies in the front. Suitable coloured drapery should be used for the foreground and background. The whole arrangement should be kept well below the eye level.

This paper consists of 1 printed page.

ART PAPER 2

Drawing or Painting from Nature

(Three hours)

This Paper is for the use of only the Supervising Examiner, in consultation with the Art Teacher.

Attention is drawn to the syllabus and to the Instructions as given in the subject syllabus for the March 2023 Examination, on pages 177 to 180.

Candidates must be instructed that ruling by any means whatsoever is forbidden.

The candidate's Index Number and Unique ID must be written clearly on the top right-hand corner of the front surface of the paper.

The intended marks for questions or parts of questions are given in brackets [].

This Paper is divided into two Themes.

Candidates may attempt the question either from Theme A or Theme B. [100]

EITHER

Theme A

The candidates are to draw a fresh ginger piece not less than 10 cm long with two limes, one full and one half cut to make a detailed study. Special attention to be given to the character (form, structure, texture, tone and colour) of the specimen.

OR

Theme B

Make a detailed study of a stem of rose with thorns, leaves and a bud. Special attention to be given to the character (form, structure, tone and colour) of the specimen.

This paper consists of 1 printed page.

T23 602

© Copyright reserved.

ART PAPER 3

Original Imaginative Composition in Colour

(Three hours)

This Paper is to be given to the candidate one week (seven days) in advance.

Supervising Examiners are requested to ensure that candidates write clearly, the number of the question and their Index Number and Unique ID on the top right-hand corner of the front surface of the paper. A small area in this corner should be kept clear of paint for this purpose.

Candidates must be instructed that ruling by any means whatsoever is forbidden.

*You are required to make an original composition based on one of the subjects given below. Bear in mind that the **quality of the composition**, **feeling and originality** are the main objects of this Paper.*

Before starting work, take note of the following instructions:

- 1. You must, on no account, base your composition on any picture you have seen.*
 - 2. Except for the number of the question and your Index Number and Unique ID you must not write anything on the front of the picture; however, you may write anything you wish to explain about your subject on the reverse of the Art sheet.*
 - 3. Your picture should fill, or approximately fill, your sheet of paper.*
- The intended marks for questions or parts of questions are given in brackets [].*

Attempt any **one** of the following topics:

[100]

1. Young girls are skipping on the terrace of their apartment. While another is sitting on the side reading a book.
2. It is cloudy and drizzling. A man is roasting corn on the cob over an open fire beside the highway. His smiling son is rubbing lime juice and salt. It is a mouth-watering treat. Compose.

This paper consists of 2 printed pages.

3. After the day's hard work, a tired villager is going back home. On the way he stops to get his worn-out footwear repaired by a roadside cobbler. Depict.
4. A balloon seller is sitting on the beach. The colourful balloons are tied to a stone, gently dancing in the wind. Nearby a few children are excited searching, picking and collecting seashells.



ART PAPER 4

Applied Art

(Three hours)

Instruments and tracing paper are allowed, but you are advised to restrict their use as far as possible.

Write your name and Index Number and Unique ID on the top right-hand corner of the front surface of the paper.

Except where the question asks for a particular medium to be used, candidates are recommended to consider the choice of different media and processes and are reminded that the following are permissible:

Coloured ink, poster and water colours, stencil, wax resist, collage, or printing from lino, potato, vegetable or fruit, or the use of any material such as cardboard or string which will give an interesting texture.

The intended marks for questions or parts of questions are given in brackets [].

Attempt ***any one*** of the following questions: [100]

1. Design a logo for a shoe company named 'RUN' with a tag line 'Run for Fun'. The size should not exceed 20cm x 25cm. Special attention should be given to typography and creative design of a logo with an appropriate colour scheme, tone and expressions.

OR

2. Design a suitable patterned repetitive design for a carpet. Special attention should be given to a bold and simple creative design with good colour scheme, tone and execution.

Note:

- *Cutting and pasting of extra material is strictly prohibited.*
- *Sequins, thread or magazine images must not be used.*
- *Candidates should not use acrylic colours for making the poster.*

This Paper consists of 1 printed page.

T23 604

© Copyright reserved.

ART PAPER 1

Drawing or Painting from Still Life

(Three hours)

This Paper is for the use of only the Supervising Examiner, in consultation with the Art Teacher.

Attention is drawn to the syllabus and to the Instructions as given in the subject syllabus for the March 2020 Examination, on pages 160 to 163.

Candidates must be instructed that ruling by any means whatsoever is forbidden.

The candidate's Index Number and Unique ID must be written clearly on the top right hand corner of the front surface of the paper.

The intended marks for questions or parts of questions are given in brackets [].

Note: Two themes are given.

Candidates may attempt either Theme A or Theme B.

[100]

EITHER

Theme A

Objects required: A big transparent bowl, an apple, a papaya, two bananas, an orange and a pear.

Arrangement: Make an interesting arrangement by placing a few fruits inside the bowl and a few in front of the bowl.

Suitable drapery may be used for the background and foreground.

OR

Theme B

Objects required: Two *Samosas*, a few green chillies, a big bottle of ketchup / tomato sauce, transparent tea glass with tea in it, a medium size plate and a few tissue papers.

Arrangement: Create an attractive arrangement by placing a plate with the samosas and green chillies in front of the tomato sauce / ketchup bottle. Place a few tissue papers partially under the plate. Arrange a tea glass suitably. Coloured drapery may be used.

This paper consists of 1 printed page and 1 blank page.

T20 601

© Copyright reserved.

2020

ART PAPER 2

Drawing or Painting from Nature

(Three hours)

This Paper is for the use of only the Supervising Examiner, in consultation with the Art Teacher.

Attention is drawn to the syllabus and to the Instructions as given in the subject syllabus for the March 2020 Examination, on pages 160 to 163.

Candidates must be instructed that ruling by any means whatsoever is forbidden.

The candidate's Index Number and Unique ID must be written clearly on the top right hand corner of the front surface of the paper.

The intended marks for questions or parts of questions are given in brackets [].

This Paper is divided into two Themes.

Candidates may attempt the question either from Theme A or Theme B. [100]

EITHER

Theme A

A detailed study of an 'Onion' half cut from center. Two pieces should be kept so that the outer and inner study of a specimen can be depicted. Special attention should be paid to colour, texture, form and structure.

OR

Theme B

A healthy stem of Bougainvillea with flowers and leaves to be given to the students. Special attention to be paid to the character of flowers and leaves through form, structure, tone, colour and texture. In case this flower is not available, a similar flower of the variegated kind can be used.

This paper consists of 1 printed page and 1 blank page.

T20 602

© Copyright reserved.

ART PAPER 3

Original Imaginative Composition in Colour

(Three hours)

This Paper is to be given to the candidate one week (seven days) in advance.

Supervising Examiners are requested to ensure that candidates write clearly, the number of the question and their Index Number and Unique ID on the top right hand corner of the front surface of the paper. A small area in this corner should be kept clear of paint for this purpose.

Candidates must be instructed that ruling by any means whatsoever is forbidden.

*You are required to make an original composition based on one of the subjects given below. Bear in mind that the **quality of the composition, feeling and originality** are the main objects of this Paper.*

Before starting work, take note of the following instructions:

- 1. You must, on no account, base your composition on any picture you have seen.*
 - 2. Except for the number of the question and your Index Number and Unique ID you must not write anything on the front of the picture; however, you may write anything you wish to explain about your subject on the reverse of the Art sheet.*
 - 3. Your picture should fill, or approximately fill, your sheet of paper.*
- The intended marks for questions or parts of questions are given in brackets [].*
-

Attempt any **one** of the following topics: [100]

1. Depict a laundry shop. A man is ironing with a heavy iron. A radio is on. A lady is folding and stacking clothes. A child is playing. Water mugs and hangers are left unattended on the ground.
2. A few ladies are sitting under a huge tree. A mother is combing her daughter's hair. The other ladies are busy doing other work.

This paper consists of 2 printed pages.

3. Examinations are approaching soon. Students are visiting the school library. Some are referring to books, studying and making notes. The librarian is keeping an eye on all of them.
4. Compose an early morning scene. The sweepers are cleaning the roads. A few walkers and joggers are seen. The newspaper delivery boy is on a cycle flinging rolled up newspapers into the front of each house, as he rides by.



ART PAPER 4

Applied Art

(Three hours)

Instruments and tracing paper are allowed, but you are advised to restrict their use as far as possible.

Write your name and Index Number and Unique ID on the top right hand corner of the front surface of the paper.

Except where the question asks for a particular medium to be used, candidates are recommended to consider the choice of different media and processes and are reminded that the following are permissible:

Coloured ink, poster and water colours, stencil, wax resist, collage, or printing from lino, potato, vegetable or fruit, or the use of any material such as cardboard or string which will give an interesting texture.

The intended marks for questions or parts of questions are given in brackets [].

Attempt **any one** of the following questions:

[100]

1. Design a book cover for your Grandma's recipes. The cover title is 'My Grandma's Kitchen'. Use only four colours (paper white is not considered as a colour). The size of the cover page should be 20 cm x 25 cm.

OR

2. Make a repeat pattern for a door panel of size 20 cm x 25 cm. Special attention should be given to creative design with good colour scheme, tone and execution.

Note:

- *Cutting and pasting of extra material is strictly prohibited.*
- *Sequins, thread or magazine images must not be used.*
- *Candidates should not use acrylic colours for making the poster.*


This Paper consists of 1 printed page and 1 blank page.

T20 604

© *Copyright reserved.*

**Prepare for ICSE CLASS 10
Art
Free Resources**

SCAN QR CODE Now






Prepare for ICSE CLASS 10
Free Resources

SCAN QR CODE Now



History/Civics




Geography




Maths



Physics



Chemistry



Biology



Hindi



Physical
Education




Computer
Applications





Prepare for ICSE CLASS 10
Free Resources


SCAN QR CODE Now




Economics




Commercial
Studies



French




Robotics & AI




Home Science




EVS



Marathi



Gujarati



Odiya



Scan QR code for Free Access to 500+ Prelim Papers across 20 subjects

